



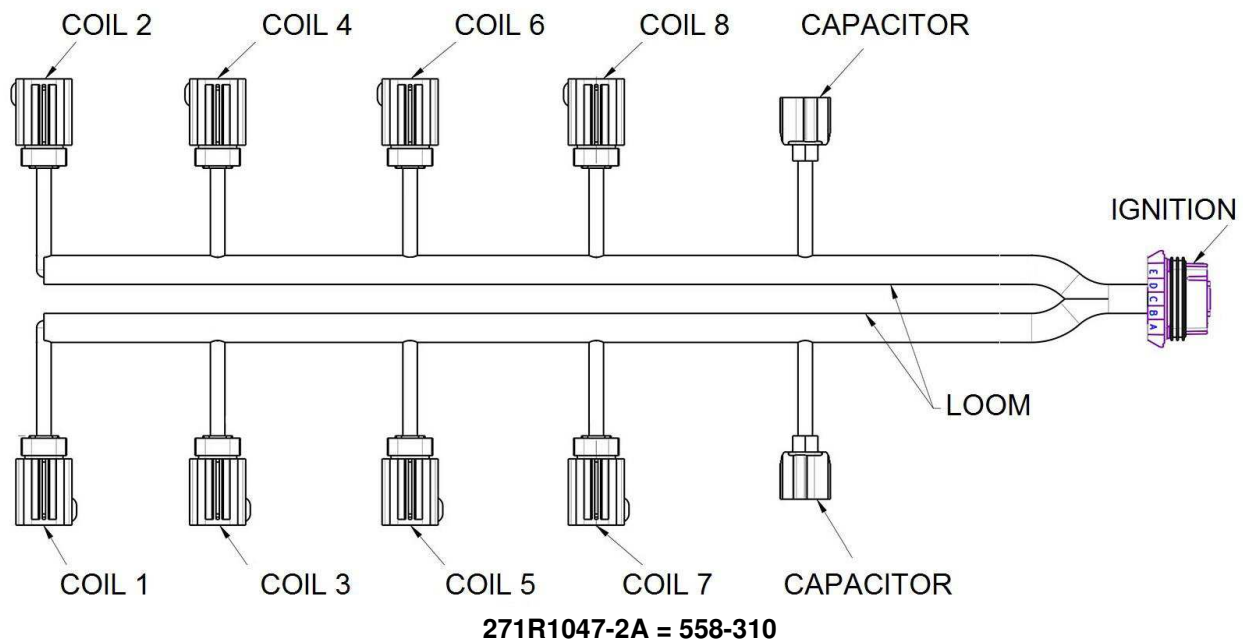
## Gen III HEMI Coil Harnesses PN 558-310 or 558-311

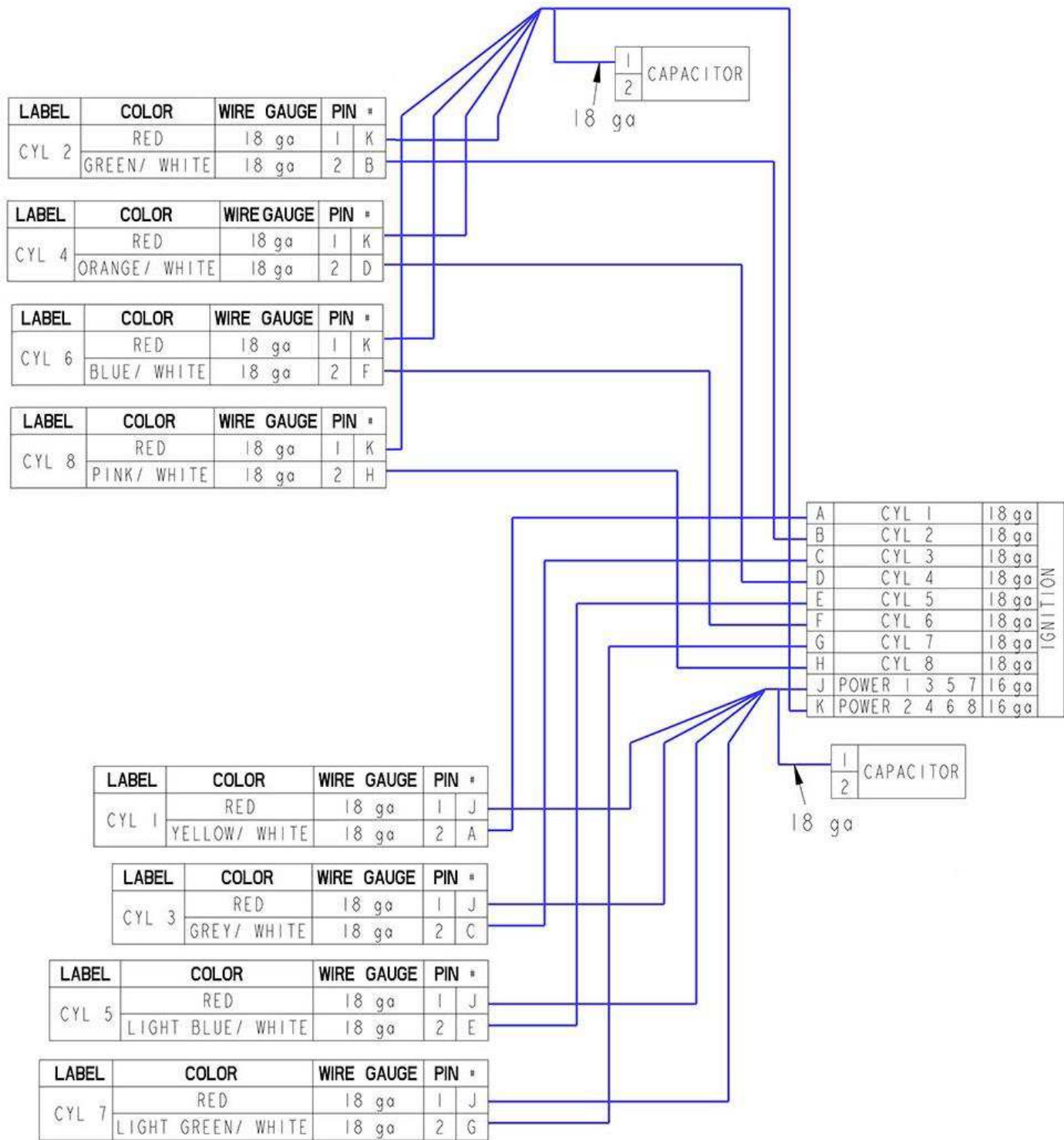
The coil harness plugs into a 558-106 or 558-107 HEMI main harness and interfaces to the stock coils. The 558-310 harness is used to connect to the early waste-spark coils. These have secondary wires that cross the engine connecting each coil to a plug on the opposite bank. The 558-311 harness connects to the later coils that have both outputs going to a single cylinder.

### INSTALLATION:

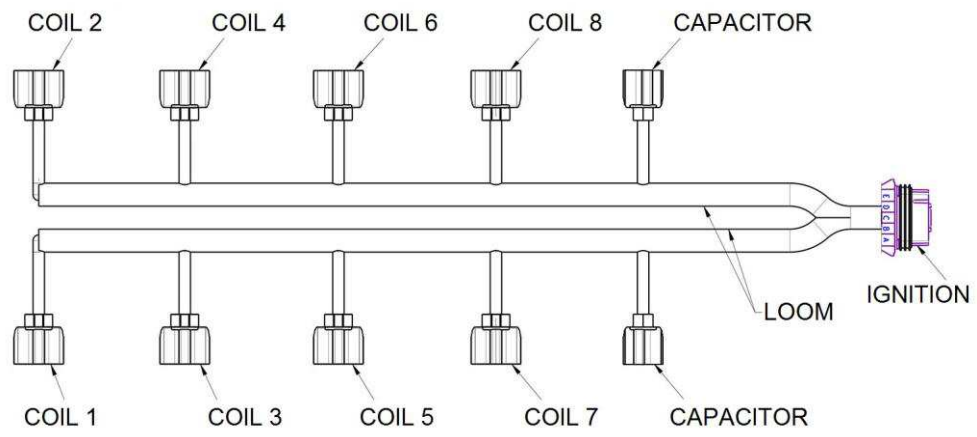
- 1) The coil harness plugs into the main junction point behind the engine on the main harness.
- 2) The coil connectors are numbered according to the cylinders the coils correspond to.
- 3) There are two connectors behind the #7 and #8 cylinders for ignition capacitors. The capacitors serve to make the ignition system function well while reducing the amount of RF (radio frequency) that is generated by the ignition system. While stock engines have them, if you have an engine that doesn't have them you can purchase them at any Chrysler dealer or order them from various online sources. They bolt to the back of the head to complete the circuit through the mounting tab. It is recommended that the capacitors are used to seal the connector on the harness and reduce RF interference.

This is an example of a factory Chrysler part number:  
05149011AA





271R1047-1A = 558-310



**271R1048-2A = 558-311**

LABEL	COLOR	WIRE GAUGE	PIN #
CYL 2	GREEN/ WHITE	18 ga	1 B
	RED	18 ga	2 K
	NC		3

LABEL	COLOR	WIRE GAUGE	PIN #
CYL 4	ORANGE/ WHITE	18 ga	1 D
	RED	18 ga	2 K
	NC		3

LABEL	COLOR	WIRE GAUGE	PIN #
CYL 6	BLUE/ WHITE	18 ga	1 F
	RED	18 ga	2 K
	NC		3

LABEL	COLOR	WIRE GAUGE	PIN #
CYL 8	PINK/ WHITE	18 ga	1 H
	RED	18 ga	2 K
	NC		3

CAPACITOR	1
	2

18 ga

A	CYL 1	18 ga
B	CYL 2	18 ga
C	CYL 3	18 ga
D	CYL 4	18 ga
E	CYL 5	18 ga
F	CYL 6	18 ga
G	CYL 7	18 ga
H	CYL 8	18 ga
J	POWER 1 3 5 7	16 ga
K	POWER 2 4 6 8	16 ga

IGNITION

LABEL	COLOR	WIRE GAUGE	PIN #
CYL 1	YELLOW/ WHITE	18 ga	1 A
	RED	18 ga	2 J
	NC		3

LABEL	COLOR	WIRE GAUGE	PIN #
CYL 3	GREY/ WHITE	18 ga	1 C
	RED	18 ga	2 J
	NC		3

LABEL	COLOR	WIRE GA	PIN #
CYL 5	LIGHT BLUE/ WHITE	18 ga	1 E
	RED	18 ga	2 J
	NC		3

LABEL	COLOR	WIRE GA	PIN #
CYL 7	LIGHT GREEN/ WHITE	18 ga	1 G
	RED	18 ga	2 J
	NC		3

CAPACITOR	1
	2

18 ga

271R1048-1A = 558-311

Technical Support: 1-866-464-6553

199R10695

Date: 2-17-14