



Description: Headlight
Part Number: 111028 - 111029
Application: 2004-2008 Ford F-150



Tools Needed:
10mm socket
Phillips screw driver

Step 1: Remove the plastic clip
located at the top of the headlight.
Save clip for new headlight
assembly.



Step 2: Pull the shroud out of the
way exposing the two 10 mm
bolts.



Step 3: Remove the bolts



Step 4: Remove the 10 mm bolt
located at the top of the headlight.



Step 5: Pull the clip up and
pull the taillight assembly straight
out.





Step 6: Twist and pull the inner turn signal bulb out of the housing



Step 7: Twist and pull the headlight bulb out of the housing.



Step 8: Twist and pull the side maker light out of the headlight housing.



Step 9: Disconnect the headlight bulb from the wire harness.




Step 10: Disconnect the inner signal bulb socket from the wire harness.




Step 11: Disconnect the side marker socket from the wire harness.




Step 12: Twist the two red wires together and the two black wire together from the Anzo headlight assembly.



Step 13: locate the side maker light, pull back the electric tape exposing the black and brown wire on the stock harness.



Step 14: Splice the red wire from the housing to the brown wire from the harness.




Step 15: Splice the black wire from the housing to the black wire from the harness.



Step 16: Plug the side maker harness to the socket.



Step 17: plug the inner marker harness to the socket .



Step 18: Plug the headlight bulb harness to the socket.



Step 19: Place the headlight assembly into the headlight housing.



Step 20: Tighten up the three 10 mm bolts that hold the headlight to the housing.



Step 21: Place the plastic clip back in place.



Make sure all functions are working properly before driving.



AnzoUSA™ products are covered, by a limited one (1) year warranty, to be free of manufacturer's defects. However, certain AnzoUSA™ product categories have warranty policies which differ from this standard, please contact your representative for detailed category information. Damage due to improper installation or road hazards is not covered. Seller and manufacturers' only obligations shall be to replace the product proven to be defective. Neither seller nor manufacturer shall be liable for any injury, loss or damage, direct or consequential, arising out of the use of or the inability to use the product. Before using, user shall determine the suitability of the product for its intended use, and user assumes all risk and liability whatsoever in connection therewith.