



GUARANTEED...FOR LIFE.

Wheel Well Guards

79061 - Installation Instructions
2019 Chevrolet Silverado

PACKAGE CONTENTS:



Wheel Well Guard
Driver's Side (1)

Supplied Hardware for Work Truck Models

- 10 - #10 SEM Screws
- 10 - U-Clips




Wheel Well Guard
Passenger's Side (1)

TOOLS REQUIRED:

- Phillips Head Screwdriver
- T-10 Torx bit / Driver (if optional wheel wellliner is installed)

VEHICLE PREPARATION:

- Your vehicle's rear fender wells should be cleaned prior to the installation of your new Husky Wheel Well Guards.
- Remove factory wheel well liner (if installed) and retain all factory fasteners (see below).



Installation

Read all directions thoroughly prior to the installation of your Wheel Well Guards.


A, B, C, D & E are pre-drilled fastener locations for installation.




Note: If your truck model came without the optional wheel well liners and fasteners please skip to step 3.

1. Remove all factory fasteners holding the factory wheel well liner in-place with the Torx 10 bit and driver and remove the factory liner.

(Up to 17 locations per side)



2. Reinstall 2 factory screws that hold the factory rock guard on the front/rear side of the fender and tighten.
(5 places front/2 places rear per side)



3. Verify that you are installing the correct Wheel Well Guard by checking the part no. located on the backside of the part.

- 7906 DS installs on the driver's side.
- 7906 PS installs on the passenger's side.



4. If your truck was not equipped with factory wheel well liners install a u-clip at locations B, C, and D by clipping the u-clip over the tab and aligning with the factory hole.



5. Insert the Wheel Well Guard into the rear wheel well opening over the tire.

NOTE: It is not necessary to remove the tire.




6. Push The Wheel Well Guard up into the wheel well opening.



7. Tuck the Wheel Well Guard behind the fender lip starting at the rear of the vehicle first and continuing all the way around the fenderwell opening.



8. Insert the lower flap sections of the Wheel Well Guard into the fender well behind the fender well lip.



9. Align the 5 holes in the Wheel Well Guard with the factory screw locations and install the factory torx head screws. Install all screws before tightening.

Note: If your truck model did not come with factory wheel well liners use the supplied screws and U-clips for the installation through the factory holes. The U-clip will go on the back side of the metal and used as a nut at the 2 mounting locations A and E (per side).



10. Once all fasteners at locations A,B,C, D, & E are installed, tighten with the Torx 10 bit / driver or phillips head screw driver if using supplied fasteners.
11. Repeat steps 1-10 on the other side of the vehicle.

Congratulations,
You have now successfully installed
your new Husky Liners Wheel Well
Guards. If you have any questions
please call us at 1-800-344-8759.

HUSKY LINERS WHEEL WELL GUARDS LIMITED LIFETIME WARRANTY

HUSKY LINERS WARRANTS YOUR WHEEL WELL GUARD PROTECTION PRODUCT WITH A LIMITED LIFETIME WARRANTY TO THE ORIGINAL PURCHASER. IF YOUR FINISHED PRODUCT IS FOUND DEFECTIVE, HUSKY LINERS WILL AUTHORIZE THE REPLACEMENT OF YOUR PRODUCT AT NO CHARGE TO THE ORIGINAL PURCHASER. THIS WARRANTY COVERS PRODUCT REPLACEMENT ONLY. HUSKY LINERS WILL NOT PROVIDE A MONETARY REFUND FOR THE PRICE OF THE PRODUCT OR CHARGES INCURRED DURING INSTALLATION. THIS WARRANTY IS NOT TRANSFERABLE. HUSKY LINERS ASSUMES NO LIABILITY FOR PRODUCT FAILURE DUE TO ACCIDENT, COLLISION, NEGLIGENCE, VANDALISM OR ABUSE.

THERE IS NO WARRANTY OF MERCHANTABILITY AND NO WARRANTY THAT THE PRODUCT SHALL BE FIT FOR ANY PARTICULAR PURPOSE OR USE. THIS WARRANTY GIVES YOU SPECIFIC LEGAL RIGHTS AND YOU MAY HAVE OTHER RIGHTS WHICH VARY FROM JURISDICTION.

THIS PRODUCT IS TO BE USED IN COMPLIANCE WITH ALL APPLICABLE STATE OR PROVINCIAL LAWS. INSTALLATION OF THIS PRODUCT IN A MANNER THAT VIOLATES STATE OR PROVINCIAL LAW IS A MISUSE OF THE PRODUCT AND VOIDS ALL WARRANTIES, EXPRESS OR IMPLIED, INCLUDING BUT NOT LIMITED TO THE WARRANTY OF MERCHANTABILITY. HUSKY LINERS SHALL NOT BE LIABLE IN ANY MANNER WHATSOEVER FOR DAMAGES RELATED TO THE USE OF THIS PRODUCT IN AN ILLEGAL MANNER.

FOR WARRANTY SERVICE CONTACT YOUR HUSKY LINERS DEALER OR CALL US AT (800) 344-8759.