

MSD INSTALLATION INSTRUCTIONS

Atomic TBI Throttle Position Sensor Module PN 2939

ONLINE PRODUCT REGISTRATION: Register your MSD product online. Registering your product will help if there is ever a warranty issue with your product and helps the MSD R&D team create new products that you ask for! Go to www.msperformance.com/registration.

Parts Included:

1 - TPS Module

1 - Parts Bag

OVERVIEW

The Atomic TBI Throttle Position Sensor Module is designed for use with the MSD Atomic Throttle Body Fuel Injection system. It connects inline to the Atomic TBI communication network and provides a common 0-5 volt throttle position output signal that is required for the operation of an electronic overdrive transmission or other accessory.

CARB Compliant Atomic TBI Installation: The Atomic TBI system has been granted Executive Order number D-722 which deems it legal to install on 1987 and older GM passenger vehicles and trucks that were originally equipped with a carburetor and V8 engine. During a CARB Compliant installation, the factory ECU remains in place to operate the ignition timing and AIR Pump system. In order for the OE systems to function properly, a TPS signal is required. The outputs of the TPS Module will provide the correct signals for the factory ECU and is required during any CARB compliant Atomic TBI installation (see Figure 3).

The Atomic TPS Module has two output wires that must be connected:

- Yellow – 0-5 volt TPS signal
- Black – Ground reference

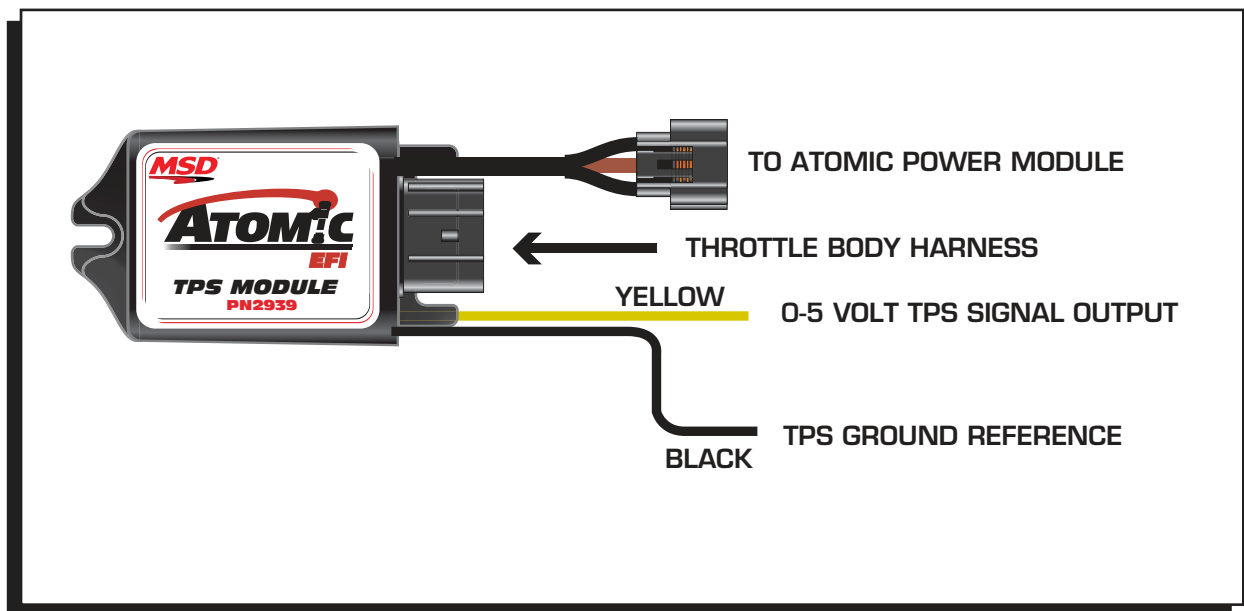


Figure 1 Atomic TBI TPS Module.

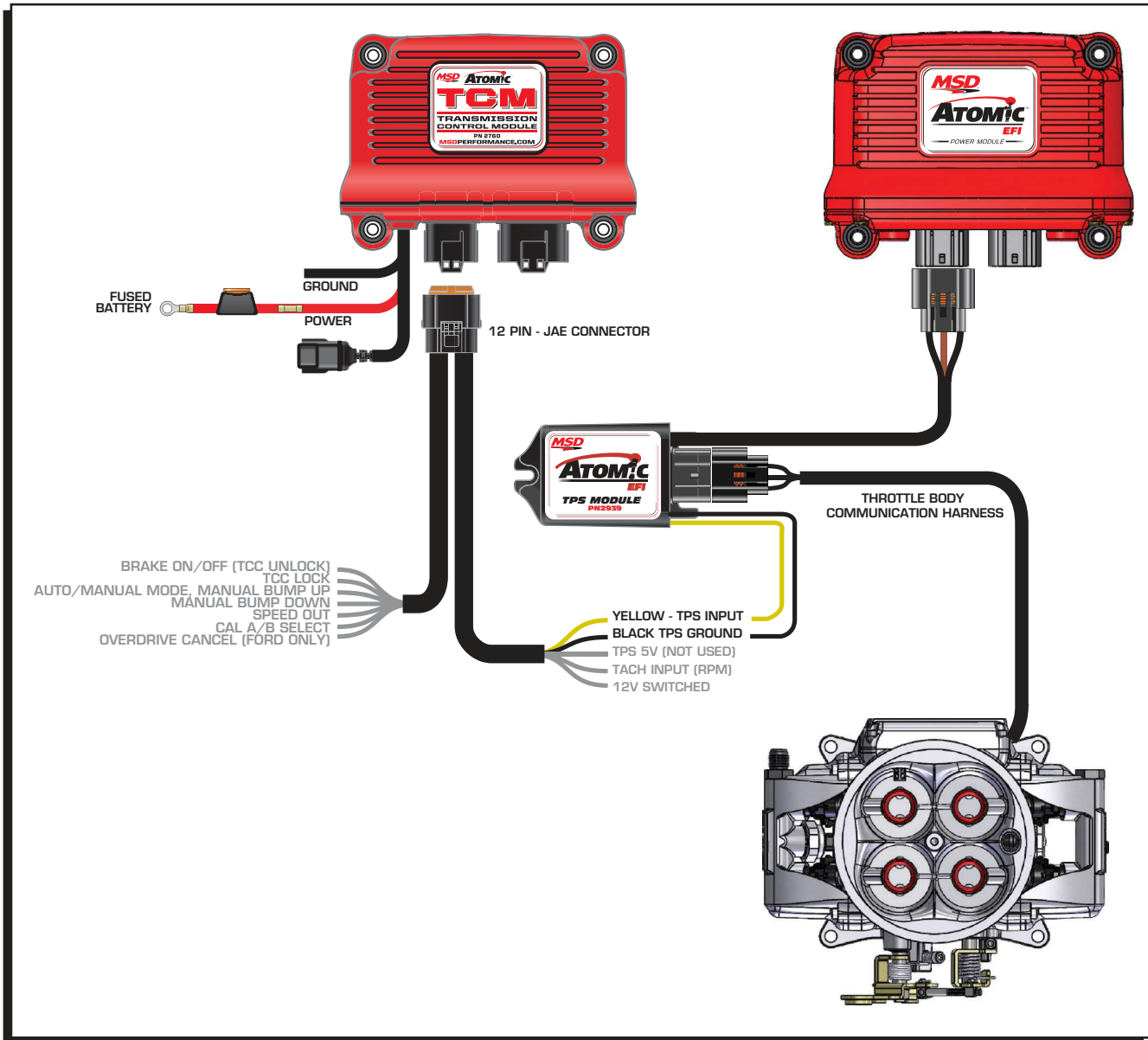
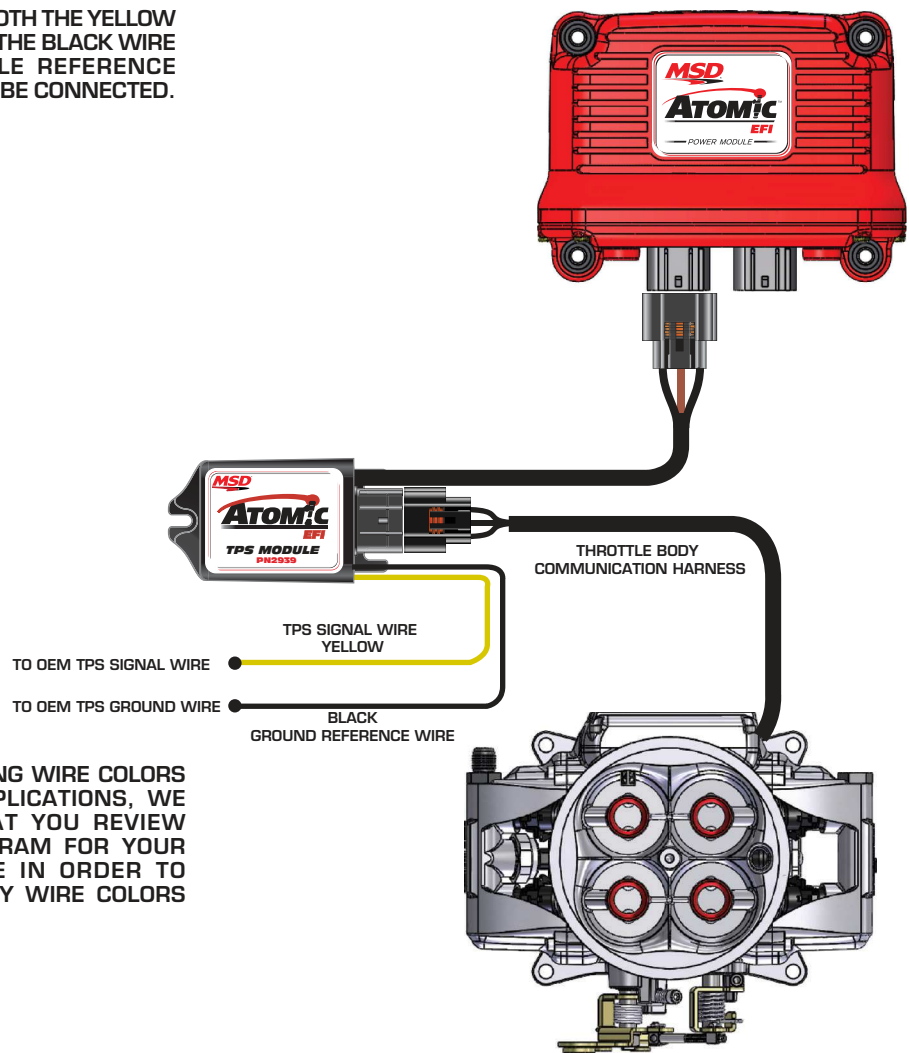


Figure 2 Wiring with an Atomic Transmission Controller.

NOTE: ALWAYS CONNECT BOTH THE YELLOW AND BLACK WIRES. THE BLACK WIRE PROVIDES A STABLE REFERENCE GROUND AND MUST BE CONNECTED.



NOTE: DUE TO THE VARYING WIRE COLORS USED IN OEM APPLICATIONS, WE RECOMMEND THAT YOU REVIEW THE WIRING DIAGRAM FOR YOUR SPECIFIC VEHICLE IN ORDER TO PROPERLY IDENTIFY WIRE COLORS AND FUNCTIONS.

Figure 3 Wiring to an OEM GM ECU for CARB Compliance Atomic TBI Installation.



INSTALLATION INSTRUCTIONS

TECH NOTES

Service

In case of malfunction, this MSD component will be repaired free of charge according to the terms of the warranty. When returning MSD components for warranty service, **Proof of Purchase** must be supplied for verification. After the warranty period has expired, repair service is based on a minimum and maximum fee.

All returns must have a Return Material Authorization (RMA) number issued to them before being returned. To obtain an RMA number please contact MSD Customer Service at 1 (888) MSD-7859 or visit our website at www.msdpower.com/rma to automatically obtain a number and shipping information.

When returning the unit for repair, leave all wires at the length in which you have them installed. Be sure to include a detailed account of any problems experienced, and what components and accessories are installed on the vehicle. The repaired unit will be returned as soon as possible using Ground shipping methods (ground shipping is covered by warranty). For more information, call MSD at (915) 855-7123. MSD technicians are available from 7:00 a.m. to 5:00 p.m. Monday - Friday (mountain time).

Limited Warranty

MSD warrants this product to be free from defects in material and workmanship under its intended normal use*, when properly installed and purchased from an authorized MSD dealer, for a period of one year from the date of the original purchase. This warranty is void for any products purchased through auction websites. If found to be defective as mentioned above, it will be repaired or replaced at the option of MSD. Any item that is covered under this warranty will be returned free of charge using Ground shipping methods.

This shall constitute the sole remedy of the purchaser and the sole liability of MSD. To the extent permitted by law, the foregoing is exclusive and in lieu of all other warranties or representation whether expressed or implied, including any implied warranty of merchantability or fitness. In no event shall MSD or its suppliers be liable for special or consequential damages.

*Intended normal use means that this item is being used as was originally intended and for the original application as sold by MSD. Any modifications to this item or if it is used on an application other than what MSD markets the product, the warranty will be void. It is the sole responsibility of the customer to determine that this item will work for the application they are intending. MSD will accept no liability for custom applications.